




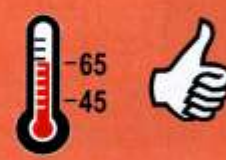
















| | | |
|---|---|--|
| Pressure (bar)  |  | RECOMMENDED  |
| Temperature (°C)  |  |  |
| Flow (l/min.) - [3 bar]  |  |  |

| | | |
|---|---|--|
|  |  |  |
|  |  |  |
|  |  |  |

v.08/05 - engineered by [POLITEKNE]

- I** ISTRUZIONI PER L'INSTALLAZIONE E LA MANUTENZIONE DEI MISCE-LATORI MONOCOMANDO
- GB** INSTALLATION AND SERVICE INSTRUCTION FOR SINGLE LEVER MIXER
- F** INSTRUCTIONS DE MONTAGE ET D'ENTRETIEN POUR LES MITI-GEURS
- D** MONTAGE- UND PFLEGEANLEI-TUNG FÜR EINHEBELMISCHER
- E** INSTRUCCIONES PARA EL MON-TAJE Y LA MANUTENCION DEL MEZCLADOR MONOMANDO

Significato dei simboli utilizzati - Meaning of the symbols used - Sens du Symboles - Bedeutung der Symbole - Significado de los símbolos

- | | | | |
|---|---|---|--|
|  | 00 Manutenzione - Maintenance - Entretien Pflegeanleitung - Manutención |  | Chiave a brugola - Allen spanner Clef - Schlüssel - Llave |
|  | 00 Montaggio - Installation - Montage Montage - Montaje |  | Chiave a tubo - Socket spanner Clef en tube - Schlüssel - Llave |
|  | 00 Informazioni - Information - Instructions Anleitungen - Instrucciones |  | Chiave a forchetta - Open-end spanner Clef - Schlüssel - Llave |
|  | 00 Pulizia - Cleaning - Nettoyage Reinigung - Limpieza |  | Cacciavite - Screwdriver - Tournevis Schraubenzieher - Destornillador |
|  | Installazione corretta - Correct installation - Montage correcte - Richtige Montage - Montaje correcto | | |
|  | Prestare attenzione - Pay attention Prêter attention - Aufmerksamkeit haben - Atención | | |
|  | Sostanza abrasiva o corrosiva Abrasive or corrosive substance Substance abrasive ou corrosive Säurehaltige oder ätzende Substanz Sustancia abrasiva o corrosiva | | |

